

### Overview

[Have feedback on QuickSpecs? We're listening](#)


# HPE ProLiant Compute DL380a Gen12

## QuickSpecs

The HPE ProLiant Compute DL380a Gen12 is engineered with an ultra-scalable architecture to deliver next-gen AI performance for your enterprise needs.

The "a" stands for accelerator optimized. Powered by Intel® Xeon® 6 Processors and up to 10 cutting-edge double-wide GPUs, the 4U HPE ProLiant Compute DL380a Gen12 server is a cost-effective AI solution. It accelerates AI inferencing for large workloads with unprecedented performance, enterprise-grade reliability, and industry-leading security innovation.

# HPE ProLiant Compute DL380a Gen12




Front View - 8 SFF drives shown

Item	Description	Item	Description
1.	Quick removal access panel	7.	UID button/LED
2.	Power On/Standby button and system power LED	8.	Drive cage (up to 8 SFF NVMe or 16 EDSFF)
3.	Health LED	9.	Boot Drive Cage
4.	iLO front service port (Type-C)	10.	GPU cage (up to 10 double-wide PCIe GPUs)
5.	USB 3.2 port	11.	Serial number label pull tab

### Overview

6. NIC status LED<sup>1</sup>

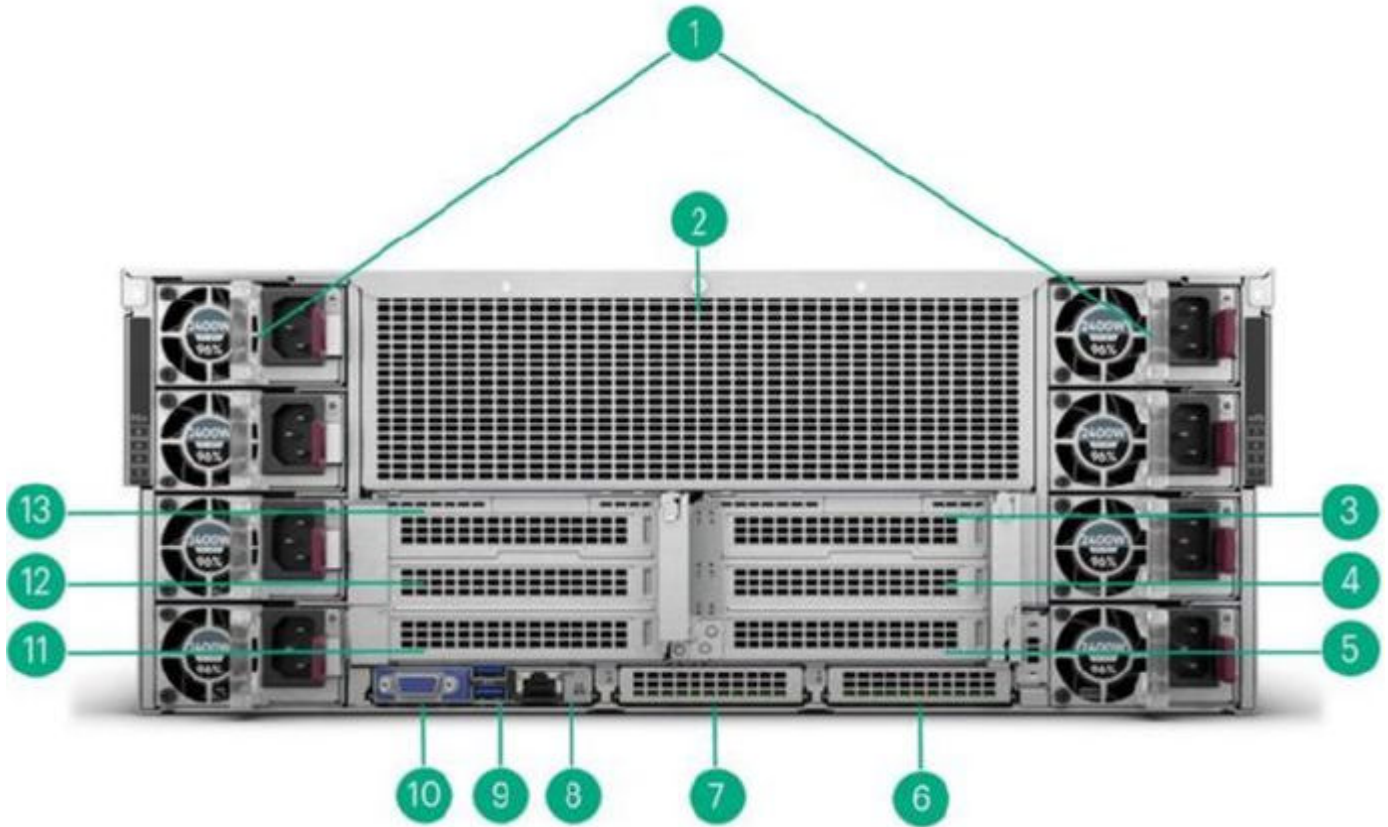
Notes: <sup>1</sup> Front NIC LED display doesn't support NIC LED ACT/LINK indication from ALOM/PCIE/FLOM NICs



Internal View

Item	Description	Item	Description
1.	GPU cages for up to 10 double-wide GPUs	4.	Quantity: 32 DDR5 DIMM Slots + CPU 1 and 2
2.	4 hot-plug fan assemblies (Quantity: 4 92mm + Quantity: 8 40mm fans)	5.	Power supplies - MCRPS type
3.	Air baffle and heatsinks	6.	PCIe Risers

### Overview



Rear View

Item	Description	Item	Description
1.	Power Supplies (MCRPS) 1-8	8.	Dedicated iLO network port
2.	Air ventilation wall	9.	USB 3.2 Gen 1 ports
3.	Slot 4 PCIe5 x16 <sup>2</sup>	10.	VGA port
4.	Slot 5 PCIe5 x16 (optional captive riser)	11.	Slot 3 PCIe5 x16 (default 1U CEM riser)
5.	Slot 6 PCIe5 x16 (default 1U CEM riser)	12.	Slot 2 PCIe5 x16 (optional captive riser)
6.	OCP Slot B	13.	Slot 1 PCIe5 x16 (optional captive riser) <sup>1</sup>
7.	OCP Slot A		

Notes:

- <sup>1</sup> Only available when HPE DL380a G12 4EDSFF Direct Cable for NVD (P74716-B21) is attached. Cannot be used w SFF NVMe drives.
- <sup>2</sup> Not for use with 4 and 8 DW GPU configurations

### Overview

### What's New

- Supports Intel® Xeon® 6 Processors.
  - Support for up to 10 double-wide GPUs in a 4U server for intensive compute acceleration.
  - Support for PCIe 5.0 for improved bandwidth and throughput.
  - Support for well-balanced I/O performance across processors.
  - Support for HPE DDR5 Smart Memory.
- 

### Platform Information

#### Form Factor

- 4U rack

#### Chassis Types

- 10 DW (double-wide GPU) chassis with one drive bay for drive cage options.

Notes: The DL380a Gen12 comes with Quantity: 1 4SFF x4 U.3 NVMe drive cage by default.

#### System Fans

- 4 hot plug fan assemblies: Each assembly consists of 1 dual-rotor 92x56mm and 2 single-rotor 40x28 fans.
-

### Standard Features

#### Processors - 2 of the following depending on model.

The 1<sup>ST</sup> digit of the processor model number is used to denote the processor generation (i.e. 6=6th generation Intel Scalable S Processors).

For more information regarding Intel® Xeon® 6 processors, refer to the following <https://www.intel.com/content/www/us/en/now/xeon-6.html>.

This table covers the public Intel offering only.

Intel® Xeon® 6 Processor Family							
Intel Xeon Models	CPU Frequency	Cores	L3 Cache (MB)	Power	UPI	DDR5	SGX Enclave size
6710E Processor	2.4 GHz	64	96	205 W	4	5600 MT/s	512GB
6740E Processor	2.4 GHz	96	96	250 W	4	6400 MT/s	512GB
6746E Processor	2.0 GHz	112	96	250 W	4	5600 MT/s	512GB
6756E Processor	1.8 GHz	128	96	225 W	4	6400 MT/s	512GB
6766E Processor	1.9 GHz	144	108	250 W	4	6400 MT/s	512GB
6780E Processor	2.2 GHz	144	108	330 W	4	6400 MT/s	512GB
6505P Processor	2.2 GHz	12	48	150 W	3	6400 MT/s	128GB
6507P Processor	3.5 GHz	8	48	150 W	3	6400 MT/s	512GB
6515P Processor	2.3 GHz	16	72	150 W	3	6400 MT/s	128GB
6517P Processor	3.2 GHz	16	72	190 W	3	6400 MT/s	512GB
6520P Processor	2.4 GHz	24	144	210 W	4	6400 MT/s	128GB
6527P Processor	3.0 GHz	24	144	255 W	4	6400 MT/s	512GB
6530P Processor	2.3 GHz	32	144	225 W	4	6400 MT/s	128GB
6714P Processor	4.0 GHz	8	48	195 W	4	6400 MT/s	512GB
6724P Processor	3.6 GHz	16	72	210 W	4	6400 MT/s	512GB
6728P Processor	2.7 GHz	24	144	210 W	4	6400 MT/s	512GB
6730P Processor	2.5 GHz	32	288	250 W	4	6400 MT/s	512GB
6736P Processor	2.0 GHz	36	144	205 W	4	6400 MT/s	512GB
6737P Processor	2.9 GHz	32	144	270 W	4	6400 MT/s	512GB
6738P Processor	2.9 GHz	32	144	270 W	4	6400 MT/s	512GB
6740P Processor	2.1 GHz	48	288	270 W	4	6400 MT/s	128GB
6745P Processor	3.1 GHz	32	336	300 W	4	6400 MT/s	512GB
6747P Processor	2.7 GHz	48	288	330 W	4	6400 MT/s	512GB
6732P Processor	3.8 GHz	32	144	350 W	4	6400 MT/s	512GB
6748P Processor	2.5 GHz	48	192	300 W	4	6400 MT/s	512GB
6760P Processor	2.2 GHz	64	320	330 W	4	6400 MT/s	128GB
6767P Processor	2.4 GHz	64	336	350 W	4	6400 MT/s	512GB
6768P Processor	2.4 GHz	64	336	330 W	4	6400 MT/s	512GB
6787P Processor	2.0 GHz	86	336	350 W	4	6400 MT/s	512GB
6788P Processor	2.0 GHz	86	336	350 W	4	6400 MT/s	512GB
6776P Processor	2.3 GHz	64	336	350 W	4	6400 MT/s	512GB
6725P Processor	3.7 GHz	16	192	235 W	4	6400 MT/s	512GB

#### On System Management Chipset

HPE iLO 6 ASIC (ROM ID: U70) for HPE ProLiant Compute DL380a Gen12 8DW CTO Server - PN: P74461-B21

HPE iLO 7 ASIC (ROM ID: U72) for HPE ProLiant Compute DL380a Gen12 8DW/16SW CTO Server - PN: P76706-B21

Read and learn more in the [iLO QuickSpecs](#).

Notes: P74461-B21 is not upgradable to iLO 7.

### Standard Features

Memory	
Type	HPE DDR5 Smart Memory, Registered (RDIMM)
DIMM Slots Available	32 DIMM slots (16 DIMM slots per processor), 8 channels per processor with up to 2 DIMMs per channel
Maximum capacity (RDIMM)	8.0 TB (32 x 256 GB RDIMM @ 5200 MT/s, 2DPC) 4.0 TB (16 x 256 GB RDIMM @ 6400 MT/s, 1DPC)

#### Notes:

- The maximum memory speed is limited by the processor selection.
- The -B21 memory SKUs shown in this document are to be used when ordering stand-alone memory only. For each -B21 SKU is a corresponding -F21 SKU which is to be used when configuring servers with integrated memory DIMMs.
- Intel® Xeon® 6700-Series Processors with E Core limits DIMM quantities per CPU: 1, 2, 4, 8, and 16.
- Intel® Xeon® 6500/6700-Series Processors with P Core limits DIMM quantities per CPU: 1, 2, 4, 8, 12 and 16.

### Expansion Slots

#### Risers

Primary Riser					
Slots #	Technology	Bus Width	Connector Width	Slot Form Factor	Notes
1	PCIe 5.0	x16	x16	Full height, half length	Processor 2
2	PCIe 5.0	x16	x16	Full height, half length	Processor 2
3	PCIe 5.0	x16	x16	Full height, half length	Processor 2

#### Notes:

- Slot 1 is only available when HPE DL380a G12 4EDSFF Direct Cable for NVD (P74716-B21) is attached. Cannot be used with NVMe drives.
- Slot 3 is available by default with a DL380a Gen12 configuration.
- Bus width indicates the number of physical electrical lanes running to the connector.

Secondary Riser					
Slots #	Technology	Bus Width	Connector Width	Slot Form Factor	Notes
4	PCIe 5.0	x16	x16	Full height, half length	Processor 1
5	PCIe 5.0	x16	x16	Full height, half length	Processor 1
6	PCIe 5.0	x16	x16	Full height, half length	Processor 1

#### Notes:

- Slot 4 is not available for 4 and 8 DW configurations.
- Slot 6 is available by default with a DL380a Gen12 configuration.
- Bus Width Indicates the number of physical electrical lanes running to the connector.

### Graphics

#### Integrated Video Standard

- Video modes up to 1920 x 1200@60Hz (32 bpp)
- 16MB Video Memory

#### HPE iLO 6 on system management memory

- 32 MB Flash
- 8 Gbit DDR 3 with ECC protection

### Maximum Internal Storage

### Standard Features

Drive	Capacity	Configuration
Hot-plug SFF NVMe PCIe SSD	122.88 TB	8 x 15.36 TB
Hot-plug E3.S NVMe PCIe SSD	245.76 TB	16 x 15.36 TB

### Modular Common Redundant Power Supply (M-CRPS)

- HPE 2400W M-CRPS Kit

- HPE 3200W M-CRPS Kit

Notes: Up to 96% efficiency.

HPE M-CRPS power supplies are certified for high-efficiency operation and offer multiple power output options, both high-line and low-line, allowing users to "right-size" a power supply for specific server configurations. This flexibility helps to reduce power waste, improve security firmware, lower overall energy costs, and avoid "trapped" power capacity in the data center. HPE M-CRPS come in two physical design options (73.5mm and 60mm width) that allows for hot-plug, tool-less installation into HPE ProLiant Gen12 Performance Servers.

For DL380a Gen12 8DW/16SW Server (P76706-B21), power cords must be selected to match quantity of PSUs.

For DL380a Gen12 8DW Server (P74461-B21), the HPE C13-14 2m power cable (P67847-B21) comes with a 1500W supply. The HPE C19-20 2m power cable (P67845-B21) comes with a 2400W supply. If a different power cord is required, please check the [ProLiant Power Cables](#) web page.

To review the power requirements for your selected system, please use the [HPE Power Advisor Tool](#).

For information on power specifications and technical content visit <https://www.hpe.com/psnow/doc/4AA6-6836ENW>.

### European Union ErP Lot 9 Regulation

Beginning on January 1st, 2024, units sold into the European Economic Area (EEA), the United Kingdom, Switzerland, or Turkey include more efficient AC power supplies: 94% for multi-output and 96% for single-output. HPE M-CRPS power supplies are single output, and part numbers P67240-B21, P67244-B21, P67248-B21, and P67252-B21 are 96% efficient, thus meeting requirements.

HPE is on target to fulfill compliant systems ahead of time and will begin enforcing these requirements in advance to satisfy requests with the current power supplies by the set deadline.

### Storage Controllers

#### NVMe Boot Devices

- HPE NS204i-u v2 NVMe Hot Plug Boot Optimized Storage Device

Notes:

- Configured in front chassis slot

- Does not occupy PCIe slots on the DL380a Gen12 server

#### Hybrid RAID

- Intel® Hybrid RAID on CPU (Intel® VROC)

Notes:

- Supports up to 8 direct attach NVMe bays on the DL380a Gen12 server.

- Intel VROC NVMe is off by default and requires licensing, see options for details.

### Standard Features

- RAID support - 0/1/5/10, depending on licensing options.
- Intel VROC for HPE ProLiant Gen12 is an enterprise, Hybrid RAID solution specifically designed for NVMe SSDs connected directly to the CPU. Intel VROC is a solution utilizing Intel CPU to RAID or HBA direct connected drives and supports both Intel® SFF SSDs and HPE SFF SSDs.

### Tri-Mode Controller

- HPE MR416i-p Gen11 12G Controller
- HPE MR416i-o Gen11 12G Controller

Interfaces	
Serial Port	Optional by connection of rear IX port with Serial Enablement Kit (P71432-B21)
VGA Port	1 standard (rear)
Network Ports	Nonstandard. Choice of OCP networking card or stand-up networking card required.
HPE iLO Remote Management Network Port	1 Gb dedicated (rear)
Front iLO Service Port	1 standard (front)
USB 3.2 Gen1 Port	4 (1 front, 2 rear, 1 internal)

### Operating Systems and Virtualization Software Support for HPE Servers

HPE servers are designed for seamless integration with partner Operating Systems and Virtualization Software. By collaborating closely with our partners, we ensure that their products are optimized, certified, and fully supported within your HPE server environment.

Access the certified and supported servers for each of the OS and Virtualization software: [HPE Servers Support & Certification Matrices](#)

### HPE Server UEFI

Unified Extensible Firmware Interface (UEFI) is an industry standard that provides better manageability and more secured configuration than the legacy ROM while interacting with your server at boot time. HPE ProLiant Gen12 servers have a UEFI Class 3 implementation and support UEFI Mode only.

**Notes:** The UEFI System Utilities tool is analogous to the HPE ROM-Based Setup Utility (RBSU) of legacy BIOS. For more information, please visit <http://www.hpe.com/servers/uefi>.

UEFI enables numerous new capabilities specific to HPE ProLiant servers such as

- Secure Boot and Secure Start enable for enhanced security
- Embedded UEFI Shell
- Operating system specific functionality
- Mass Configuration Deployment Tool using iLO RESTful API that is Redfish API Conformant
- Support for > 2.2 TB (using GPT) boot drives
- PXE boot support for IPv6 networks
- USB 3.0 Stack
- Workload Profiles for simple performance optimization

### UEFI Boot Mode only

- TPM 2.0 Support
- iSCSI Software Initiator Support.
- NVMe Boot Support
- HTTP/HTTPS Boot support as a PXE alternative.
- Platform Trust Technology (PTT) can be enabled.
- Boot support for option cards that only support a UEFI option ROM

**Notes:** For UEFI Boot Mode, boot environment and OS image installations should be configured properly to support UEFI.

### HPE Compute Ops Management

Transform compute lifecycle management with a cloud experience that delivers greater simplicity, agility, and speed across

### Standard Features

your entire server environment, wherever it lives. This software-as-a-service tool provides a dashboard with global visibility and intuitive management of server health, security and compliance status to help you easily identify areas that need immediate attention. Users can update tens to thousands of servers faster through intelligent delta-based firmware downloads and on-demand HPE iLO firmware updates.

HPE Compute Ops Management is cloud-native software that is continually updated with new services, features, patches, and firmware packs. The management application resides in GreenLake cloud (access via <https://common.cloud.hpe.com>) and leverages the GreenLake architecture, security, and unified operations.

A 3-year subscription to HPE Compute Ops Management is added by default when ordering an HPE ProLiant Gen12 rack, tower, or micro server.

For a complete list of software as-a-service subscription SKUs and more information, visit the HPE Compute Ops Management QuickSpecs: <https://www.hpe.com/psnow/doc/a50004263enw>

For information on supported HPE servers, the complete list can be found here:

<https://www.hpe.com/info/com-supported-servers>

---

### Industry Standard Compliance

- ACPI 6.5 Compliant
- Advanced Encryption Standard (AES)
- Active Directory v1.0
- ASHRAE A3/A4

Notes: For additional technical, thermal details regarding ambient temperature, humidity, and feature support, please visit <https://www.hpe.com/support/ASHRAEGen12>

- DMTF Systems Management Architecture for Server Hardware Command Line Protocol (SMASH CLP)
- ENERGY STAR®
- EU Lot9

Notes:

- Beginning on January 1st, 2024, units sold into the European Economic Area (EEA), the United Kingdom, Switzerland, and Turkey must include more efficient AC power supplies: 94% for multi-output and 96% for single-output. HPE M-CRF power supplies are single-output, and part numbers P67240-B21, P67244-B21, P67248-B21, and P67252-B21 are 94% efficient, thus meeting requirements.
- HPE is on target to fulfill compliant systems ahead of time and will begin enforcing these requirements in advance to satisfy requests with the current power supplies by the set deadline.
- Please visit: <https://www.hpe.com/us/en/about/environment/msds-specs-more.html> for more information regarding HPE Lot 9 conformance.

- IPMI 2.0
- Microsoft® Logo certifications
- PCIe 3.0 Compliant
- PCIe 4.0 Compliant
- PCIe 5.0 Compliant
- PXE Support
- Redfish API
- Secure Digital 4.0
- SMBIOS 3.7
- SNMP v3
- TLS 1.3
- TPM 2.0 Support
- Triple Data Encryption Standard (3DES)
- UEFI (Unified Extensible Firmware Interface Forum) 2.10
- USB 2.0 Compliant
- USB 3.0 Compliant
- VGA Port

---

### Embedded Management

### Standard Features

#### HPE Integrated Lights-Out (HPE iLO)

Monitor your servers for ongoing management, service alerting, reporting and remote management with HPE iLO.

Learn more at <http://www.hpe.com/info/ilo>.

#### UEFI

Configure and boot your servers securely with industry standard Unified Extensible Firmware Interface (UEFI).

Learn more at <http://www.hpe.com/servers/uefi>.

#### Intelligent Provisioning

Hassle free server and OS provisioning for 1 or more servers with Intelligent Provisioning.

Learn more at <http://www.hpe.com/servers/intelligentprovisioning>

#### iLO RESTful API

iLO RESTful API is Redfish API conformance and offers simplified server management automation such as configuration and maintenance tasks based on modern industry standards. Learn more at <http://www.hpe.com/info/restfulapi>

---

### Server Utilities

#### Active Health System

The HPE Active Health System (AHS) is an essential component of the iLO management portfolio that provides continuous, proactive health monitoring of HPE servers. Learn more at <http://www.hpe.com/servers/ahs>.

#### Active Health System Viewer

Use the Active Health System Viewer, a web-based portal, to easily read AHS logs and speed problem resolution with HPE self-repair recommendations, to learn more visit: <http://www.hpe.com/servers/ahsv>.

#### Smart Update

Keep your servers up to date with the HPE Smart Update solution by using Smart Update Manager (SUM) to optimize the firmware and driver updates of the Service Pack for ProLiant (SPP).

#### HPE iLO Mobile Application

Enables the ability to access, deploy, and manage your server anytime from anywhere from select smartphones and mobile devices. For additional information please visit: <http://www.hpe.com/info/ilo/mobileapp>.

#### RESTful Interface Tool

RESTful Interface tool (iLO REST) is a single scripting tool to provision using iLO RESTful API to discover and deploy servers at scale. Learn more at <http://www.hpe.com/info/resttool>.

#### Scripting Tools

Provision one to many servers using your own scripts to discover and deploy with Scripting Tool (STK) for Windows and Linux or Scripting Tools for Windows PowerShell. Learn more at <http://www.hpe.com/servers/powershell>.

#### HPE OneView Standard

HPE OneView Standard can be used for inventory, health monitoring, alerting, and reporting without additional fees. It can monitor multiple HPE server generations. The user interface is similar to the HPE OneView Advanced version, but the software-defined functionality is not available. Learn more at <http://www.hpe.com/info/oneview>.

---

### Security

Experience unparalleled security benefits with HPE ProLiant Compute Gen12 servers, designed to enhance your infrastructure's security and performance. These servers come equipped with cutting-edge embedded security features, ensuring robust protection for your critical data and applications. Key features include:

- HPE Integrated Lights-Out (HPE iLO7): This product offers advanced embedded security features for monitoring, service alerting, reporting, and remote management.
  - Enhanced Server Data Security: Encryption and key management, iLO Managed Encryption, UEFI-managed encryption, and self-encrypting drives (SED) for enhanced data-at-rest protection.
  - Sanitize Data with One-Button Secure Erase: This method complies with NIST SP 800-88 guidelines for media sanitization ensuring the secure decommissioning of servers.
-

### Standard Features

- Expanded Industry Security Compliance: Adherence to standards such as FIPS 140-3, NIST SP 800-53, NIST SP 800-17 and NIST SP 800-88.
- HPE Compute Ops Management: Provides an intuitive cloud operating experience, ensuring streamlined and highly secure operations.
- Physical Security Options: System maintenance switch, USB security, rack and power security, bezel lock, and chassis intrusion detection switch.
- HPE Trusted Supply Chain: HPE Trusted Supply Chain offers enhanced security and compliance for organizations worldwide. Servers built with this option undergo rigorous inspections and checkpoints to detect and mitigate malicious microcode and counterfeit parts throughout the server build and lifecycle.

Please refer to the HPE ProLiant Compute Gen12 Embedded Security QuickSpecs document for more detailed information at <https://www.hpe.com/psnow/doc/a50009218enw>

---

### Warranty

This product is covered by a global limited warranty and supported by HPE Services and a worldwide network of Hewlett Packard Enterprise Authorized Channel Partners resellers. Hardware diagnostic support and repair is available for three years from date of purchase. Support for software and initial setup is available for 90 days from date of purchase. Enhancements to warranty services are available through HPE Services operational services or customized service agreements. Hard drives have either a one year or three-year warranty; refer to the specific hard drive QuickSpecs for details.

*Notes: Server Warranty includes 3-Year Parts, 3-Year Labor, 3-Year Onsite support with next business day response. Warranty may be accomplished using Customer Self Repair (CSR) parts. These parts fall into two categories: 1) Mandatory CSR parts are designed for easy replacement. A travel and labor charge will result when customers decline to replace a Mandatory CSR part; Optional CSR parts are also designed for easy replacement but may involve added complexity. Customers may choose to have Hewlett Packard Enterprise replace Optional CSR parts at no charge. Additional information regarding worldwide limited warranty and technical support is available at:*

<https://www.hpe.com/support/ProLiantServers-Warranties>

---

### Optional Features

#### Server Management

##### HPE iLO Advanced

HPE iLO Advanced licenses offer smart remote functionality without compromise, for all HPE ProLiant servers. The license includes the fully integrated remote console, virtual keyboard, video, and mouse (KVM), multi-user collaboration, console record and replay, and GUI-based and scripted virtual media and virtual folders. You can also activate the enhanced security and power management functionality.

##### HPE OneView Advanced

HPE OneView brings a new level of automation to infrastructure management by taking a template-driven approach to provisioning, updating, and integrating compute, storage, and networking infrastructure. It provides full-featured licenses which can be purchased for managing multiple HPE servers.

To learn more visit <http://www.hpe.com/info/oneview>.

---

#### One Config Simple (OCS/SCE)

SCE is a guided self-service tool to help sales and non-technical people provide customers with initial configurations in 3 to 5 minutes. You may then send the configuration on for configuration help, or use in your existing ordering processes. If you require "custom" rack configuration or configuration for products not available in SCE, please contact Hewlett Packard Enterprise Customer Business Center or an Authorized Partner for assistance. <https://h22174.www2.hpe.com/SimplifiedConfig/Welcome>

---

#### Rack and Power Infrastructure

The story may end with servers, but it starts with the foundation that makes compute go - and business grow. We've reinvented our entire portfolio of rack and power products to make IT infrastructure more secure, more practical, and more efficient. In other words, we've created a stronger, smarter, and simpler infrastructure to help you get the most out of your IT equipment. As an industry leader, Hewlett Packard Enterprise is uniquely positioned to address the key concerns of power, cooling, cable management and system access.

HPE G2 Advanced and Enterprise Racks are perfect for the server room or today's modern data center with enhanced airflow and thermal management, flexible cable management, and a 10-year Warranty to support higher density computing.

HPE G2 PDUs offer reliable power in flexible form factors that operate at temperatures up to 60°C, include color-coded outlets and segments and a low-profile design for optimal access to the rack and support for dense rack environments.

HPE Uninterruptible Power Systems are cost-effective power protection for any type of workload. Some UPSs include options for remote management and extended runtime modules so your critical dense data center is covered in power outages.

HPE KVM Solutions include a console and switches designed to work with your server and IT equipment reliably. We've got a cost-effective KVM switch for your first rack and multiple-connection IP switches with remote management and security capabilities to keep your data center rack up and running.

Learn more about HPE Racks, KVM, PDUs and UPSs at [HPE Rack and Power Infrastructure](#).

---

## Service and Support

For the most up-to-date information on HPE Services, please refer to the [HPE Services - Supplemental QuickSpecs](#), which provides a comprehensive and regularly updated overview of available services.

### Configuration Information

#### Smart Templates from HPE

HPE is releasing new Smart Template technology in the One Config Advanced (OCA) configurator. These Templates represent the CTO equivalents of the top-selling BTO configurations. They are intended to provide simple starting points to assist you in easily creating and customizing your desired Server solutions. HPE Servers that have Platform Templates, developed by HPE Product Managers, will have a separate tab in the HPE OCA configurator.

#### Workload Solutions Templates from HPE

The Workload Solutions Templates are built on the Smart Templates technology to easily develop working configurations of the most compelling Workload Solutions. The templates complement the Reference Builds developed by HPE. Workload Solutions templates preconfigure some of the key architecture decisions and make it easier for Sellers to get started and complete a differentiated server solution for your customer's specific workload.

#### Mainstream SKUs

HPE launched the Mainstream SKU initiative as a market-driven approach to Demand Steering. It is a simplified portfolio of our selling options that meet the current and future market trends. HPE has committed to providing a more predictable and faster experience for these options. Mainstream SKUs enjoy higher safety stock levels and have higher fulfillment service levels than Mainstream SKUs. Mainstream orders are fulfilled +30% faster than non-Mainstream orders, have fewer shortages and better re dates. This platform has Mainstream SKUs in the options portfolio and is eligible for the improved Mainstream experience. Mainstream SKUs are designated with a Mainstream symbol in our configurators.

#### Mainstream Configurations

HPE is using the new Smart Templates technology to present Mainstream configurations. All the options in a Mainstream configuration are pre-selected Mainstream SKUs to optimize the performance, predictability, and fulfillment experience. Check the Template section in our configurators for eligible Mainstream configurations.

This section lists some of the steps required to configure a Factory Integrated Model. To ensure only valid configurations are ordered, Hewlett Packard Enterprise recommends the use of an HPE approved configurator. Contact your local sales representative for information on configurable product offerings and requirements.

- Factory Integrated Models must start with a CTO Server.
- FIO indicates that this option is only available as a factory installable option.
- All Factory Integrated Models will be populated with sufficient hard drive blanks based on the number of initial hard drives ordered with the server.
- Some options may not be integrated at the factory. Contact your local sales representative for additional information.

#### Step 1: Base Configuration

CTO Server Models	HPE ProLiant Compute DL380a Gen12 8 Double Wide/16 Single-Wide Configure-to-order Server
SKU Number	P76706-B21
TAA SKU*	P76706-B21#GTA
Processor	Not included as standard
DIMM Slots	32 DIMM slots
Storage Controller	Embedded Intel VROC NVMe RAID (requires licenses for non-Intel NVMe SSDs)
Rear PCIe	Two standard and four optional
Drive Cage	Defaulted to 4SFF Drive Cage
Network Controller	Choice of OCP 3.0 or stand-up network adapters for primary networking selection plus additional/optional stand-up network adapters Choice of OCP 3.0 or stand-up network adapters <b>Notes: No embedded networking</b>
Fans	4 hot-plug fan assemblies (Quantity: 4 92mm + Quantity: 8 40mm fans)
Management (iLO 7) ROM ID: U72	HPE iLO with Intelligent Provisioning (standard), iLO Advanced and OneView (optional) HPE iLO Standard with Intelligent Provisioning (embedded), HPE OneView Standard (requires download), HPE iLO Advanced, HPE iLO Advanced Premium Security Edition, and HPE OneView Advanced (require licenses)
USB	4 USB 3.0 (1 front, 2 rear, 1 internal) plus iLO front service port
Trusted Platform Module (TPM)	Embedded TPM

### Configuration Information

**Notes:**

- P74461-B21 ONLY is available with iLO6 and is NOT upgradable to iLO7.
- P74461-B21 does NOT support options listed below

Supported Options	SKU - Description
GPU	S6A73C - NVIDIA RTX PRO 6000 Blackwell Server Edition 96GB PCIe Accelerator for HPE
GPU Modes	P75005-B21 - HPE DL380a Gen12 10DW FIO Config P75011-B21 - HPE DL380a Gen12 8DW NIC FIO Config
Network Adapters	P08458-B21 - INT E810 10/25GbE 4p SFP28 Adapter P26253-B21 - BCM 57416 10GbE 2p BASE-T Adapter P26259-B21 - BCM 57412 10GbE 2p SFP+ Adapter P26264-B21 - BCM 57504 10/25GbE 4p SFP28 Adapter P51178-B21 - BCM 5719 1Gb 4p BASE-T Adapter P73111-B21 - BCM 57608 100GbE 2p QSFP112 Adapter P10097-B21 - BCM 57416 10GbE 2p BASE-T OCP3 Adapter P26256-B21 - BCM 57412 10GbE 2p SFP+ OCP3 Adapter P26269-B21 - BCM 57504 10/25GbE 4p SFP28 OCP3 Adapter P41614-B21 - INT E810 10/25GbE 4p SFP28 OCP3 Adapter P51181-B21 - BCM 5719 1Gb 4p BASE-T OCP Adapter P73114-B21 - BCM 57608 100GbE 2p QSFP112 OCP3 Adapter
Controller and battery	P47777-B21 - HPE MR416i-p Gen11 SPDM Storage Controller P47781-B21 - HPE MR416i-o Gen11 SPDM Storage Controller P01367-B21 - HPE 96W Smart Storage Battery 260mm Cable P02381-B21 - HPE Smart Hybrid Capacitor w/ 260mm Cable
FC HBA	R2E08A - HPE SN1610Q 32Gb 1p FC HBA R2E09A - HPE SN1610Q 32Gb 2p FC HBA R7N86A - HPE SN1700Q 64Gb 1p FC HBA R7N87A - HPE SN1700Q 64Gb 2p FC HBA S4S01A - HPE SN1620E 2p FC SecureHBA S4T09A - HPE SN1720E 2p FC SecureHBA

- HPE offers multiple Trade Agreement Act (TAA) compliant configurations to meet the needs of US Federal Government customers. These products are either manufactured or substantially transformed into a designated country. TAA compliance is only provided when HPE options are included as part of factory integrated orders (CTO).
- All CTO servers are ENERGY STAR® 3.0 compliant. After January 11, 2024, ENERGY STAR® 3.0 compliance is no longer valid. ENERGY STAR® 4.0 certification will be valid upon publication.

### Step 2: Choose Processors

Please select two processors from below.

**Intel® Xeon® 6700-Series Processors with E Core**

Intel Xeon 6710E 2.4GHz 64-core 205W Processor for HPE	P71117-B21
Intel Xeon 6740E 2.4GHz 96-core 250W Processor for HPE	P71119-B21
Intel Xeon 6746E 2.0GHz 112-core 250W Processor for HPE	P71120-B21
Intel Xeon 6756E 1.8GHz 128-core 225W Processor for HPE	P71121-B21
Intel Xeon 6766E 1.9GHz 144-core 250W Processor for HPE	P71122-B21
Intel Xeon 6780E 2.2GHz 144-core 330W Processor for HPE	P71124-B21

**Intel® Xeon® 6500-Series Processors with P Core (HCC, LCC)**

Intel Xeon 6507P 3.5GHz 8-core 150W Processor for HPE	P74504-B21
Intel Xeon 6515P 2.3GHz 16-core 150W Processor for HPE	P74506-B21
Intel Xeon 6517P 3.2GHz 16-core 190W Processor for HPE	P74507-B21
Intel Xeon 6520P 2.4GHz 24-core 210W Processor for HPE	P74568-B21
Intel Xeon 6527P 3.0GHz 24-core 255W Processor for HPE	P74570-B21
Intel Xeon 6530P 2.3GHz 32-core 225W Processor for HPE	P74571-B21
Intel Xeon 6740P 2.1GHz 48-core 270W Processor for HPE	P73829-B21

**Intel® Xeon® 6700-Series Processors with P Core (XCC)**

Intel Xeon 6714P 4.0GHz 8-core 165W Processor for HPE	P74508-B21
---	------------

### Configuration Information

Intel Xeon 6724P 3.6GHz 16-core 210W Processor for HPE	P74509-B21
Intel Xeon 6728P 2.7GHz 24-core 210W Processor for HPE	P74572-B21
Intel Xeon 6730P 2.5GHz 32-core 250W Processor for HPE	P74573-B21
Intel Xeon 6737P 2.9GHz 32-core 270W Processor for HPE	P74576-B21
Intel Xeon 6738P 2.9GHz 32-core 270W Processor for HPE	P74577-B21
Intel Xeon 6736P 2.0GHz 36-core 205W Processor for HPE	P74575-B21
Intel Xeon 6740P 2.1GHz 48-core 270W Processor for HPE	P73829-B21
Intel Xeon 6732P 3.8GHz 32-core 350W Processor for HPE	P74578-B21
Intel Xeon 6745P 3.1GHz 32-core 300W Processor for HPE	P81591-B21
Intel Xeon 6747P 2.7GHz 48-core 330W Processor for HPE	P73831-B21
Intel Xeon 6748P 2.5GHz 48-core 300W Processor for HPE	P74579-B21
Intel Xeon 6760P 2.2GHz 64-core 330W Processor for HPE	P73832-B21
Intel Xeon 6767P 2.4GHz 64-core 350W Processor for HPE	P73834-B21
Intel Xeon 6768P 2.4GHz 64-core 330W Processor for HPE	P73835-B21
Intel Xeon 6787P 2.0GHz 86-core 350W Processor for HPE	P73837-B21
Intel Xeon 6788P 2.0GHz 86-core 350W Processor for HPE	P73838-B21
Intel Xeon 6776P 2.3GHz 64-core 350W Processor for HPE	P85241-B21
Intel Xeon 6725P 3.7GHz 16-core 235W Processor for HPE	P87302-B21

#### Notes:

- DL380a Gen12 only supports dual processor configurations, not single processor configurations.
- Mixing of 2 different processor models is NOT supported.
- DDR5 speed is the maximum memory speed of the processor. Actual memory speed may depend on the quantity and type of installed.
- Intel® Xeon® 6500/6700-Series Processors with P Core not available on P74461-B21 server SKU. Intel® Xeon® 6776P Processor Usages consistent with Host CPU for AI Servers, use as general compute will invalidate the warranty.

### Step 3: Choose GPUs

Please select the GPU from the options below. For memory population rule whitepaper and optimal memory performance guidelines, please go to: [HPE Memory Population Rules](#)

#### Computational and Graphics Accelerators

NVIDIA RTX PRO 6000 Blackwell Server Edition 96GB PCIe Accelerator for HPE	S6A73C
NVIDIA RTX PRO 6000D 84GB PCIe Accelerator for HPE	S6W21C
NVIDIA H200 NVL 141GB PCIe Accelerator for HPE	S3U30C
NVIDIA L40S 48GB PCIe Accelerator	S2L70C
NVIDIA L20 48GB PCIe GPU Accelerator for HPE	S4A92C
NVIDIA L4 24GB PCIe Accelerator for HPE	S0K89C
NVIDIA 2-way NVLink Bridge for H200 NVL	S4A90C
NVIDIA 4-way NVLink Bridge for H200 NVL	S4A91C
HPE ProLiant Compute DL380a Gen12 GPU 16-pin FIO Cable Kit	P74700-B21
HPE ProLiant DL380a Gen12 GPU 16-pin Cable Kit	P83526-B21

#### Notes:

- P74700-B21 & P83526-B21 kits contain the same cables. P83526-B21 allows the kit to be ordered standalone (or integrated in a chassis). P74700-B21 can only be integrated into the server chassis BOM.
- Quantity 1 of 16-pin Cable Kit will support quantity 2 double-wide GPUs.
- Use of RTX Pro 6000 GPUs in quantity of 8 require Front Chassis Fan Module Kit and Front Panel Kit (P79656-B21 and P79660-B21).
- RTX Pro 6000 GPU limited to max quantity of 8. This GPU is not supported with HPE DL380a Gen12 8DW NIC FIO Config (P75011-B21).
- 0,1,2,4,8, and 10 GPU configurations are allowed 2400W or 3200W PSUs must be selected if H100 NVL, H200 NVL, or RTX Pro 6000 GPUs are configured.
- NVIDIA 4-way and 2-way Bridge for H200 NVL can only be supported with H200 NVL GPUs.
- NVIDIA Ampere 2-way Bridge can only be paired with the H100 NVL on this platform. If selected, quantity of 3 must be selected per pair of H100 NVL GPUs.
- Most double-wide GPUs can be selected in quantities of 2, 4, 8, and 10.
- Mixing of different GPU models is not supported.

### Configuration Information

– Recommended system memory capacity is recommended to be 2x GPU memory capacity.

#### [HPE ProLiant Compute DL380a Gen12 GPU Upgrade Kit](#)

P81677-B21

##### Notes:

- This kit allows for a DL380a Gen12 system previously configured with less than 8 GPUs to be field upgradable to support up to 8 DW GPUs.
- Includes GPU power cables and 4 PCIe switchboards for GPU connectivity.
- If 5 PSUs are installed, 3 additional PSUs (of the same capacity) will be required to power all switchboards.

### Step 4: Choose Memory Options

Please select two or more memory kits from below.

For new Gen12 memory population rule whitepaper and optimal memory performance guidelines, please go to:

#### [HPE Memory Population Rules](#)

##### Notes:

- Note - The -B21 memory SKUs shown in this document are to be used when ordering stand-alone memory only. For each -B21 there is a corresponding -F21 SKU which is to be used when configuring servers with integrated memory DIMMs.
- DIMMs quantity must be 4, 8, 16, or 32 when using Intel® Xeon® 6700-Series Processors with E Core.
- DIMMs quantity must be 4, 8, 16, 24 or 32 when using Intel® Xeon® 6500/6700-Series Processors with P Core.
- Rank mixing is not allowed.
- 16GB DIMM is allowed in 4, 8, 16 quantities only and is not supported with Intel® Xeon® 6700-Series Processors with E Core
- 6400 MT/s memory SKUs offer a transfer rate of up to 6400 MT/s at 1 DIMM per channel and up to 5200 MT/s at 2 DIMMs per channel, depending on memory and CPU selection. The maximum memory speed and capacity is a function of the memory type, memory configuration, and processor model.
- HPE Server Memory compatibility for a specific server platform may vary or be limited within a server platform depending upon the specific configuration being requested. Because each server environment and requirements can vary, memory compatibility is based not only upon the server family but may also be affected by the amount and type of additional hardware options installed within a specific server configuration. For this reason, some HPE memory DIMMs may be qualified for an HPE server model or family and yet occasionally not be supported with some configurations within that server family.

##### Registered DIMMs (RDIMMs)

HPE 16GB (1x16GB) Single Rank x8 DDR5-6400 CAS-52-52-52 EC8 Registered Smart Memory Kit	P69726-B21
HPE 32GB (1x32GB) Dual Rank x8 DDR5-6400 CAS-52-52-52 EC8 Registered Smart Memory Kit	P69727-B21
HPE 64GB (1x64GB) Dual Rank x4 DDR5-6400 CAS-52-52-52 EC8 Registered Smart Memory Kit	P69728-B21
HPE 96GB (1x96GB) Dual Rank x4 DDR5-6400 CAS-52-52-52 EC8 Registered Smart Memory Kit	P69729-B21
HPE 128GB (1x128GB) Dual Rank x4 DDR5-6400 CAS-52-52-52 EC8 Registered Smart Memory Kit	P69730-B21
HPE 256GB (1x256GB) Quad Rank x4 DDR5-6400 CAS-60-52-52 EC8 Registered 3DS Smart Memory Kit	P73447-B21
HPE 16GB (1x16GB) Single Rank x8 DDR5-6400 CAS-52-52-52 EC8 Registered Smart FIO Memory Kit	P69726-F21
HPE 32GB (1x32GB) Dual Rank x8 DDR5-6400 CAS-52-52-52 EC8 Registered Smart FIO Memory Kit	P69727-F21
HPE 64GB (1x64GB) Dual Rank x4 DDR5-6400 CAS-52-52-52 EC8 Registered Smart FIO Memory Kit	P69728-F21
HPE 96GB (1x96GB) Dual Rank x4 DDR5-6400 CAS-52-52-52 EC8 Registered Smart FIO Memory Kit	P69729-F21
HPE 128GB (1x128GB) Dual Rank x4 DDR5-6400 CAS-52-52-52 EC8 Registered Smart FIO Memory Kit	P69730-F21
HPE 256GB (1x256GB) Quad Rank x4 DDR5-6400 CAS-60-52-52 EC8 Registered 3DS Smart FIO Memory Kit	P73447-F21

### Step 5: Choose Storage Options

Please select one drive cage from below.

Notes: DL380a Gen12 supports only NVMe SSDs - U.3 & E3.S

#### Drive Cage

HPE ProLiant Compute DL380a Gen12 4SFF FIO Drive Cage Kit

P74710-B21

##### Notes:

- Maximum quantity = 2
- Quantity 1 of 4SFF Cage is defaulted however customer is allowed to deselect and select 4EDSFF Cage.
- If Quantity 1 of 4SFF Cage is selected, then Quantity 1 of HPE DL380a Gen12 4NVMe Direct Cable Kit must be selected.

### Configuration Information

– If Quantity 2 of 4SFF Cage is selected, then Quantity 1 of HPE DL380a G12 8NVMe Rear Direct Cable Kit must be selected.

– 4SFF Cage and HPE DL380a G12 4EDSFF Direct Cable for NVD cannot be selected together.

– Mixing of Drive Cages is not allowed.

HPE ProLiant Compute DL380a Gen12 4EDSFF FIO Drive Cage Kit

P74712-B21

#### Notes:

– Maximum quantity = 2

– If Quantity 1 of 4EDSFF Cage is selected, then Quantity 1 of HPE DL380a G12 4EDSFF Direct Cable for NVD (P74716-B21) or HPE DL380a Gen12 4EDSFF Cable Kit (P74704-B21) must be selected.

– If Quantity 2 of 4EDSFF Cage is selected, then Quantity 1 of HPE DL380a G12 8NVMe Rear Direct Cable Kit or HPE DL380a Gen12 8NVMe/EDSFF Direct Attach 4 PCIe Kit must be selected.

– Mixing of Drive Cages is not allowed.

### HPE Tri-Mode Controllers

HPE MR416i-p Gen11 x16 Lanes 8GB Cache PCI SPDM Plug-in Storage Controller

P47777-B21

HPE MR416i-o Gen11 x16 Lanes 8GB Cache OCP SPDM Storage Controller

P47781-B21

HPE MR932i-p x32 Lanes PCIe Gen5 SPDM Plug-in Storage Controller

P75697-B21

#### Notes:

– Mixing controller models is not allowed.

– Restricted to minimum and maximum Quantity 2 of controller.

– If MR416i-p is selected, then Quantity 1 of P76700-B21 (HPE DL380a Gen12 NVMe/TM PCIe FIO Cable Kit) must be selected.

– If MR416i-o is selected, then Quantity 1 of P76702-B21 (HPE DL380a Gen12 NVMe/TM OCP FIO Cable Kit) must be selected.

– If Qty1 of MR932i-p is selected, then Qty1 of P80572-B21 (HPE DL380a Gen12 MR932 FIO Cbl Kit) and Qty1 of 4EDSFF Cage must be selected and defaulted.

– If Qty2 of MR932i-p is selected, then Qty2 of P80572-B21 (HPE DL380a Gen12 MR932 FIO Cbl Kit) and Qty4 of 4EDSFF Cage must be selected and defaulted.

– Quantity 2 of HPE DL380a Gen12 4SFF FIO Kit must be selected.

– Cannot be selected if Quantity 1 of HPE DL380a Gen12 4SFF FIO Kit is selected.

– 96W Smart Storage battery or Smart Hybrid Capacitor must be selected when controller is attached.

### HPE Energy Packs

HPE 96W Smart Storage Lithium-ion Battery with 260mm Cable Kit

P01367-B21

HPE Smart Storage Hybrid Capacitor with 260mm Cable Kit

P02381-B21

HPE 16W Smart Hybrid Capacitor with 260mm Cable

P65042-B21

Notes: Can only be selected if MR416i-p/ MR416i-o controllers are selected.

### HPE Boot Controller

HPE NS204i-u v2 960GB NVMe Hot Plug Boot Optimized Storage Device

P81160-B21

HPE NS204i-u v2 960GB NVMe SED Hot Plug Boot Optimized Storage Device

P81162-B21

HPE NS204i-u v2 480GB NVMe Hot Plug Boot Optimized Storage Device

P78279-B21

HPE DL380a Gen12 NS204i-u Front Cage Kit

P75284-B21

Notes: If NS204i-u v2 boot device is added, Front Cage Kit must be selected.

### Hybrid RAID Controllers

Intel Virtual RAID on CPU Premium FIO Software for HPE

R7J57A

### HPE DL380a Gen12 Storage Cables

HPE ProLiant Compute DL380a Gen12 4NVMe Direct Attach Cable Kit

P74702-B21

#### Notes:

– Requires Selection of 4SFF Drive Cage.

– If Quantity 1 of 4SFF Cage is selected, then Quantity 1 of HPE DL380a Gen12 4NVMe Direct Cable Kit must be selected.

– If 4NVMe Direct Attach Cable is selected, then max quantity of HPE DL380a Gen12 OCPA Cable Kit is limited to 1.

– If 4NVMe Direct Attach Cable is selected, then HPE DL380a Gen12 OCPB Cable Kit cannot be selected.

HPE ProLiant Compute DL380a Gen12 4EDSFF Direct Attach Cable Kit

P74704-B21

#### Notes:

– Requires Selection of 4EDSFF Drive Cage.

– Can not be selected with HPE DL380a Gen12 PCIe Rear FIO Kit (P74690-B21).

### Configuration Information

HPE ProLiant Compute DL380a Gen12 8NVMe Front Direct Attach Cable Kit P74706-B21

Notes:

- Can only be selected with HPE DL380a Gen12 8DW/16SW CTO Server (P76706-B21).
- Can only be selected with 2DW or 8SW GPU configurations only.
- Can only be selected if a quantity of 2 4SFF Drive Cage is selected.
- Cannot be selected if quantity 2 of DL380a Gen12 SWBD FIO Enable Kit (P74714-B21) is selected.

HPE ProLiant Compute DL380a Gen12 8NVMe Rear Direct Attach Cable Kit P74708-B21

Notes:

- Allows for 8NVMe selection but limits configuration to 2 rear PCIe slots and 2OCP slots.
- If Quantity 2 of 4SFF Cage is selected, then Quantity 1 of HPE DL380a G12 8NVMe Rear DA Cable Kit must be selected.
- If 8NVMe Direct Attach Cable is selected, then HPE DL380a Gen12 PCIe Rear FIO Cable Kit cannot be selected and vice-versa (configuration limited to max 2 rear PCIe slots).
- Cannot be selected if HPE DL380a G12 4EDSFF Direct Cable for NVD is selected.

HPE ProLiant Compute DL380a Gen12 8NVMe/EDSFF Direct Attach 4 PCIe Cable Kit P78956-B21

Notes:

- If Quantity 2 of 4EDSFF Cage is selected, then Quantity 1 of HPE DL380a G12 8NVMe/EDSFF DA 4 PCIe Kit must be selected.
- Cannot be selected if HPE DL380a G12 4EDSFF Direct Cable for NVD is selected.
- If HPE DL380a G12 8NVMe/EDSFF DA 4 PCIe Kit is selected, then HPE DL380a Gen12 OCPA Cable Kit and HPE DL380a Gen12 OCPB Cable Kit cannot be selected and vice versa.
- If HPE DL380a G12 8NVMe/EDSFF DA 4 PCIe Kit is selected, then no other OCP card can be selected.

HPE ProLiant Compute DL380a Gen12 4EDSFF Direct Attach Cable for NVIDIA P74716-B21

Notes:

- If selected, then max OCP card selection is 1 (must use OCPA Cable Kit P74694-B21).
- If selected, then HPE DL380a Gen12 PCIe Rear FIO Cable Kit must be selected.

HPE ProLiant Compute DL380a Gen12 NVMe to Tri-Mode PCIe FIO Cable Kit P76700-B21

HPE ProLiant Compute DL380a Gen12 NVMe to Tri-Mode OCP FIO Cable Kit P76702-B21

Notes:

- Can only be selected with HPE DL380a Gen12 8DW/16SW CTO Server (P76706-B21).
- P76700-B21 can be selected only if MR416i-p controller is selected.
- P76702-B21 can be selected only if MR416i-o controller is selected.

HPE ProLiant Compute DL380a Gen12 MR932i-p FIO Cable Kit P80572-B21

Notes:

- Can only be selected with HPE DL380a Gen12 8DW/16SW CTO Server (P76706-B21).
- P80572-B21 can be selected only if MR932i-p controller is selected.

HPE ProLiant Compute DL380a Gen12 16EDSFF x2 Direct Attach Cable Kit P79347-B21

Notes:

- Quantity 4 of 4EDSFF Drive Cage must be selected.
- Cannot be selected with HPE DL380a Gen12 PCIe Rear FIO Kit (P74690-B21).
- Cannot be selected with HPE DL380a Gen12 PCIe Rear FIO Cable Kit.

### Configuration Information

#### Step 6: Choose Power Supplies

##### HPE M-CRPS

HPE 2400W M-CRPS Titanium Hot Plug Power Supply Kit	P67252-B21
HPE 3200W M-CRPS Titanium Hot Plug Power Supply Kit	P67248-B21
HPE 2800W M-CRPS 277VAC Titanium Hot Plug Power Supply Kit	P78196-B21

##### Notes:

- Mixing of power supplies is not allowed.
  - 2400W or 3200W supplies required for H100/H200 NVL GPUs. Quantity 5 (2 for system board components and 3 for GPUs) per supplies required for 2 or 4DW GPU configurations.
  - Quantity of 8 power supplies required for 8 or 10 DW GPU configurations.
  - For HPE DL380a Gen12 8DW CTO Server (P74461-B21), if more than Quantity 5 of Power Supply is selected, then Quantity 1 PDB Kit must be selected. PDB selection not required on HPE DL380a Gen12 8DW/16SW CTO Server (P76706-B21).
  - 2400W and 3200W supplies support C19/ C19-C20 Power Cords only.
  - Prior to making a power supply selection it is highly recommended that the HPE Power Advisor is run to determine the right size power supply for your server configuration. The HPE Power Advisor is located at: <https://poweradvisor.ext.it.hpe.com/>.
-

### Core Options

#### Step 7: Choose additional options for Factory Integration from Core and Additional Opti

Some options may not be integrated at the factory. To ensure only valid configurations are ordered, Hewlett Packard Enterprise recommends the use of an HPE approved configurator. Contact your local sales representative for additional information.

#### Software as a Service Management

##### HPE Compute Ops Management

###### Base SKU

HPE Compute Ops Management Standard 3-year Upfront ProLiant SaaS R7A11AAE

###### Upgrade SKUS

HPE Compute Ops Management Standard 1-year Upfront ProLiant SaaS R7A10AAE

HPE Compute Ops Management Standard 5-year Upfront ProLiant SaaS R7A12AAE

HPE Compute Ops Management Advanced Flex with ProLiant Enablement S6C28AAE

For more information, visit the HPE Compute Ops Management QuickSpecs: <https://www.hpe.com/psnow/doc/a50004263enw>

Supported Servers - CTO only. No OEM. - Complete list can be found here: Latest Supported Server List:

<https://www.hpe.com/info/com-supported-servers>

### HPE Cooling Options

HPE ProLiant Compute DL380a Gen12 Front Chassis Fan Module Kit P79656-B21

HPE ProLiant Compute DL380a Gen12 Front Panel Kit P79660-B21

HPE ProLiant Compute DL380a Gen12 Upgrade Chassis Fan Module P80098-B21

HPE ProLiant Compute DL380a Gen12 Front I/O Chassis 3x Fan Panel Kit P85517-B21

HPE ProLiant Compute DL380a Gen12 Front I/O Chassis 3x Fan Module Kit P84311-B21

**Notes:** For HPE DL380a Gen12 8DW CTO Server (P74461-B21) only. Fan upgrade recommended to effectively cool higher temperature 600W GPUs. Utilizes 110W fans to replace your installed 90W fans.

HPE ProLiant DL3XX Gen11 Direct Liquid Cooling 55cm Quick Disconnect Tube Set FIO Kit P62042-B21

HPE ProLiant Compute DL380a Gen12 CPU Direct Liquid Cooling FIO Kit P82520-B21

###### Notes:

- Contains two cold plate modules and one quick disconnect module.
- If selected, then Quantity 1 of 55cm Tube Kit (P62042-B21) must be selected.
- If selected, then neither the 10DW FIO Config nor the Front Cage Fan Kit can be selected.
- Occupies PCIe Slot 1 in rear chassis, thus restricting any PCIe card in Slot 1.

### HPE I/O Expansion Options

**Notes:** The Primary Riser with PCIe slot 3 and the Secondary Riser with PCIe slot 6 are included in the server by default.

HPE ProLiant Compute DL380a Gen12 2DW Captive Riser FIO Kit P74685-B21

###### Notes:

- Maximum quantity = 2. This is a front riser and only supports GPU options.
- Requires selection of HPE DL380a Gen12 4DW FIO Config.
- HPE DL380a Gen12 2DW Cptv FIO Kit and HPE DL380a Gen12 SWBD FIO Enable Kit cannot be selected together.

HPE ProLiant Compute DL380a Gen12 10 Double Wide Captive FIO Riser Kit P76929-B21

###### Notes:

- Can only be selected with HPE DL380a Gen12 8DW/16SW CTO Server (P76706-B21).
- Requires P75005-B21 (HPE DL380a Gen12 10DW FIO Config) to be selected.
- If 10DW FIO Config is selected, then Quantity 1 of P79656-B21 (HPE DL380a G12 Front Chassis Fan Mod Kit) and Quantity 1 of P79660-B21 (HPE DL380a Gen12 Front Panel Kit) must be selected.
- 10DW configuration does not support GPU NVL bridges.

HPE ProLiant Compute DL380a Gen12 Rear PCIe 5-slot Cable Kit P74722-B21

### Core Options

#### Notes:

- If selected with 4DW or 8DW/16SW FIO Configs, then total 5 PCIe slots (Slots 1, 2, 3, 5, & 6) are available for non-GPU card options. This does not apply when CPU DLC is selected.
- If selected with 10DW FIO Config, then total 3 PCIe slots (Slot 1, 3, & 6) are available.

#### HPE ProLiant Compute DL380a Gen12 PCIe Rear FIO Kit

P74690-B21

#### Notes:

- Maximum quantity = 1. This is a rear riser and only supports non-graphic options.
- If HPE DL380a Gen12 PCIe Rear FIO Kit is selected without HPE DL380a G12 4EDSFF Direct Cable for NVD, then only Slot 2 and 5 are active along with default PCIe slots. Totally 4 PCIe Slots available for "non-GPU" PCIe cards selection.
- If HPE DL380a Gen12 PCIe Rear FIO Kit is selected with HPE DL380a G12 4EDSFF Direct Cable for NVD, then Slot2 and 5 are active along with default PCIe Slots. Totally 5 PCIe Slots available for PCIe cards (Except for GPU) selection.
- HPE DL380a Gen12 PCIe Rear FIO Kit and HPE DL380a G12 8NVMe Rear Direct Cable Kit cannot be selected together.
- If 8NVMe Direct Attach Cable is selected, then HPE DL380a Gen12 PCIe Rear FIO Cable Kit cannot be selected and vice-versa.
- If HPE DL380a G12 4EDSFF Direct Cable for NVD is selected, then HPE DL380a Gen12 PCIe Rear FIO Cable Kit must be selected.

#### HPE ProLiant Compute DL380a Gen12 Switchboard FIO Enablement Kit

P74714-B21

#### Notes:

- Maximum quantity = 2. Supports graphic options only.
- HPE DL380a Gen12 2DW Cptv FIO Kit and HPE DL380a Gen12 SWBD FIO Enable Kit cannot be selected together.
- Requires selection of HPE DL380a Gen12 8DW/16SW FIO Config.
- If Quantity 8 or 10 DW GPU is selected, then Quantity 2 of HPE DL380a Gen12 SWBD FIO Enable Kit must be selected.

#### HPE ProLiant Compute DL380a Front NIC FIO Enablement Kit

P76927-B21

#### Notes:

- Allows for Quantity: 4 front PCIe networking/InfiniBand cards only. Limits selection to 1 rear PCIe slot.
- Does not occupy slots used by 8 Double Wide GPU configuration.
- Must be selected with HPE DL380a Gen12 8DW NIC FIO Config (P75011-B21).

#### HPE ProLiant Compute DL380a Rear PCIe Slot1/4 FIO Cable Kit

P76698-B21

#### Notes:

- Enables rear PCIe Slot1 and Slot4.
- Requires selection of HPE DL380a Gen12 PCIe Rear FIO Kit (P74690-B21).
- Can be selected with 2 Double Wide or 8 Single Wide GPU configurations only.

### OCP 3.0 Enablement

#### HPE ProLiant Compute DL380a Gen12 OCPA Cable Kit

P74694-B21

#### Notes:

- Maximum quantity = 2.
- Quantity 1 of HPE DL380a Gen12 OCPA Cable Kit to be defaulted however customer is allowed to deselect it if configuration do not require OCPA activation.
- If Quantity 2 of OCP Card is selected, then min Quantity 1 of HPE DL380a Gen12 OCPA Cable Kit must be selected.
- DL380a Gen12 OCPA Cable Kit required to enable OCPA

- Quantity 1 of HPE DL380a Gen12 OCPA Cable Kit provides x8 connection for OCPA
- Quantity 2 of HPE DL380a Gen12 OCPA Cable Kit provides x16 connection for OCPA

#### HPE ProLiant Compute DL380a Gen12 OCPB Cable Kit

P74696-B21

#### Notes:

- Maximum quantity = 1.
- If 4NVMe Direct Attach Cable is selected, then HPE DL380a Gen12 OCPB Cable Kit cannot be selected.
- If HPE DL380a G12 4EDSFF Direct Cable for NVD is selected, then HPE DL380a Gen12 OCPA Cable Kit and HPE DL380a Gen12 OCPB Cable Kit cannot be selected and vice versa.

### Core Options

#### HPE Solid State Drives

For SSD selection guidance, please visit <https://ssd.hpe.com/>

##### Mixed Use- NVMe - EDSFF - Solid State Drives

HPE 6.4TB NVMe Gen5 High Performance Mixed Use E3S EC1 Self-encrypting FIPS 140-3 CM7 SSD	P70672-B21
HPE 3.2TB NVMe Gen5 High Performance Mixed Use E3S EC1 EDSFF SPDM CM7 SSD	P61191-B21
HPE 3.2TB NVMe Gen5 High Performance Mixed Use E3.S EC1 PM1755 SSD	P78784-B21
HPE 1.6TB NVMe Gen5 Mainstream Performance Mixed Use E3S EC1 EDSFF SPDM PE1030 SSD	P77262-B21
HPE 3.2TB NVMe Gen5 Mainstream Performance Mixed Use E3S EC1 EDSFF SPDM PE1030 SSD	P77265-B21
HPE 6.4TB NVMe Gen5 Mainstream Performance Mixed Use E3S EC1 EDSFF SPDM PE1030 SSD	P77267-B21
HPE 6.4TB NVMe Gen5 Mainstream Performance Mixed Use E3S EC1 CD8P SSD	P69245-B21
HPE 6.4TB NVMe Gen5 High Performance Mixed Use E3.S EC1 PM1755 SSD	P78787-B21
HPE 1.6TB NVMe Gen5 Mainstream Performance Mixed Use E3S EC1 SPDM 7600 SSD	P85114-B21
HPE 3.2TB NVMe Gen5 Mainstream Performance Mixed Use E3S EC1 SPDM 7600 SSD	P85117-B21
HPE 6.4TB NVMe Gen5 Mainstream Performance Mixed Use E3S EC1 SPDM 7600 SSD	P85119-B21
HPE 1.6TB NVMe Gen5 Mainstream Performance Mixed Use E3.S EC1 Self-encrypting 7600 SSD	P87715-B21
HPE 3.2TB NVMe Gen5 Mainstream Performance Mixed Use E3.S EC1 Self-encrypting 7600 SSD	P87717-B21

##### Read Intensive - NVMe - EDSFF - Solid State Drives

HPE 3.84TB NVMe Gen5 High Performance Read Intensive E3S EC1 EDSFF SPDM PM1743 SSD	P57799-B21
HPE 15.36TB NVMe Gen5 High Performance Read Intensive E3S EC1 EDSFF SPDM PM1743 SSD	P57807-B21
HPE 3.84TB NVMe Gen5 High Performance Read Intensive E3S EC1 EDSFF SPDM CM7 SSD	P61179-B21
HPE 7.68TB NVMe Gen5 High Performance Read Intensive E3S EC1 EDSFF SPDM CM7 SSD	P61183-B21
HPE 15.36TB NVMe Gen5 High Performance Read Intensive E3S EC1 EDSFF SPDM CM7 SSD	P61187-B21
HPE 7.68TB NVMe Gen5 High Performance Read Intensive E3S EC1 Self-encrypting FIPS 140-3 CM7 SSD	P70674-B21
HPE 15.36TB NVMe Gen5 High Performance Read Intensive E3S EC1 Self-encrypting FIPS 140-3 CM7 SSD	P79122-B21
HPE 30.72TB NVMe Gen5 High Performance Read Intensive E3.S EC1 EDSFF SPDM 9550 SSD	P79965-B21
HPE 3.84TB NVMe Gen5 High Performance Read Intensive E3.S EC1 PM1753 SSD	P78789-B21
HPE 7.68TB NVMe Gen5 High Performance Read Intensive E3.S EC1 PM1753 SSD	P78791-B21
HPE 15.36TB NVMe Gen5 High Performance Read Intensive E3.S EC1 PM1753 SSD	P78793-B21
HPE 1.92TB NVMe Gen5 Mainstream Performance Read Intensive E3S EC1 EDSFF SPDM PE1010 SSD	P77269-B21
HPE 3.84TB NVMe Gen5 Mainstream Performance Read Intensive E3S EC1 EDSFF SPDM PE1010 SSD	P77271-B21
HPE 15.36TB NVMe Gen5 Mainstream Performance Read Intensive E3S EC1 EDSFF SPDM PE1010 SSD	P77275-B21
HPE 30.72TB NVMe Gen5 Mainstream Performance Very Read Optimized EC1 EDSFF Self-encrypting 6550 SSD	P79620-B21
HPE 61.44TB NVMe Gen5 Mainstream Performance Very Read Optimized EC1 EDSFF Self-encrypting 6550 SSD	P79623-B21
HPE 7.68TB NVMe Gen5 Mainstream Performance Read Intensive E3S EC1 Self-encrypting 7600 SSD	P87723-B21
HPE 1.92TB NVMe Gen5 Mainstream Performance Read Intensive E3S EC1 SPDM 7600 SSD	P85121-B21
HPE 3.84TB NVMe Gen5 Mainstream Performance Read Intensive E3S EC1 SPDM 7600 SSD	P85124-B21
HPE 7.68TB NVMe Gen5 Mainstream Performance Read Intensive E3S EC1 SPDM 7600 SSD	P85126-B21
HPE 15.36TB NVMe Gen5 Mainstream Performance Read Intensive E3S EC1 SPDM 7600 SSD	P85128-B21
HPE 1.92TB NVMe Gen5 Mainstream Performance Read Intensive E3S EC1 Self-encrypting 7600 SSD	P87719-B21
HPE 3.84TB NVMe Gen5 Mainstream Performance Read Intensive E3S EC1 Self-encrypting 7600 SSD	P87721-B21

Notes: EDSFF drives can be selected with 4EDSFF Drive Cage only.

### Core Options

#### Read Intensive - NVMe - SFF - Solid State Drives

HPE 15.36TB NVMe Gen4 High Performance Read Intensive SFF BC U.3 CM7 SSD	P63841-B21
HPE 15.36TB NVMe Gen4 High Performance Read Intensive SFF BC U.3 PM1733a SSD	P50224-B21
HPE 15.36TB NVMe Gen4 High Performance Read Intensive SFF BC U.3 PS1010 SSD	P70436-B21
HPE 15.36TB NVMe Gen4 High Performance Read Intensive SFF BC U.3 Static PM1753 SSD	P78810-B21
HPE 7.68TB NVMe Gen4 Mainstream Performance Read Intensive SFF BC U.3 SPDM 7500 SSD	P84242-B21
HPE 7.68TB NVMe Gen4 High Performance Read Intensive SFF BC U.3 PS1010 SSD	P70434-B21
HPE 7.68TB NVMe Gen4 High Performance Read Intensive SFF BC U.3 CM7 SSD	P63837-B21
HPE 7.68TB NVMe Gen4 High Performance Read Intensive SFF BC U.3 PM1733a SSD	P50222-B21
HPE 7.68TB NVMe Gen4 High Performance Read Intensive SFF BC U.3 Static PM1753 SSD	P78808-B21
HPE 3.84TB NVMe Gen4 Mainstream Performance Read Intensive SFF BC U.3 SPDM 7500 SSD	P84244-B21
HPE 3.84TB NVMe Gen4 High Performance Read Intensive SFF BC U.3 CM7 SSD	P63833-B21
HPE 3.84TB NVMe Gen4 High Performance Read Intensive SFF BC U.3 Static PM1753 SSD	P78806-B21
HPE 1.92TB NVMe Gen4 High Performance Read Intensive SFF BC U.3 PM1733a SSD	P50216-B21

#### Mixed Use - NVMe - SFF - Solid State Drives

HPE 6.4TB NVMe Gen4 High Performance Mixed Use SFF BC U.3 CM7 SSD	P63853-B21
HPE 6.4TB NVMe Gen4 High Performance Mixed Use SFF BC U.3 PS1030 SSD	P70428-B21
HPE 6.4TB NVMe Gen4 High Performance Mixed Use SFF BC U.3 Static PM1755 SSD	P78804-B21
HPE 3.2TB NVMe Gen4 High Performance Mixed Use SFF BC U.3 CM7 SSD	P63849-B21
HPE 3.2TB NVMe Gen4 High Performance Mixed Use SFF BC U.3 PS1030 SSD	P70426-B21
HPE 3.2TB NVMe Gen4 High Performance Mixed Use SFF BC U.3 Static PM1755 SSD	P78801-B21
HPE 1.6TB NVMe Gen4 High Performance Mixed Use SFF BC U.3 CM7 SSD	P63845-B21
HPE 1.6TB NVMe Gen4 High Performance Mixed Use SFF BC U.3 PM1735a SSD	P50227-B21

#### Self-Encrypting - NVMe - SFF - FIPS Solid State Drives

HPE 1.6TB NVMe Gen4 High Performance Mixed Use SFF BC U.3 Self-encrypting FIPS 140-3 CM7 SSD	P61043-B21
HPE 1.92TB NVMe Gen4 High Performance Read Intensive SFF BC U.3 Self-encrypting FIPS 140-3 CM7 SSD	P61019-B21
HPE 3.2TB NVMe Gen4 High Performance Mixed Use SFF BC U.3 Self-encrypting FIPS 140-3 CM7 SSD	P61051-B21
HPE 3.84TB NVMe Gen4 High Performance Read Intensive SFF BC U.3 Self-encrypting FIPS 140-3 CM7 SSD	P61027-B21
HPE 6.4TB NVMe Gen4 High Performance Mixed Use SFF BC U.3 Self-encrypting FIPS 140-3 CM7 SSD	P61059-B21
HPE 7.68TB NVMe Gen4 High Performance Read Intensive SFF BC U.3 Self-encrypting FIPS 140-3 CM7 SSD	P61035-B21

Notes: SFF drives can be selected with 4SFF Drive Cage only.

### HPE Networking

The DL380a Gen12 CTO server does not come with embedded networking, hence the requirement to configure with either a PC OCP networking adapter.

#### DPU

HPE Data Processing Unit InfiniBand NDR200/Ethernet 200Gb 2-port QSFP112 FHHL B3220 Adapter	P66386-H21
HPE Data Processing Unit InfiniBand NDR/Ethernet 400Gb 1-port QSFP112 HHHL B3140H Adapter	P66387-B21

#### Notes:

- Max 1 DPU per server.
- DPU requires selection of HPE DL380a Gen12 Rear PCIe 5s Cable Kit (P74722-B21).

#### PCIe Network adapters

Broadcom BCM57414 Ethernet 10/25Gb 2-port SFP28 Adapter for HPE	P26262-B21
Broadcom BCM57504 Ethernet 10/25Gb 4-port SFP28 Adapter for HPE	P26264-B21
Broadcom BCM5719 Ethernet 1Gb 4-port BASE-T Adapter for HPE	P51178-B21
Broadcom BCM57416 Ethernet 10Gb 2-port BASE-T Adapter for HPE	P26253-B21
Broadcom BCM57412 Ethernet 10Gb 2-port SFP+ Adapter for HPE	P26259-B21
Broadcom BCM57608 Ethernet 100Gb 2-port QSFP112 Adapter for HPE	P73111-B21
Intel E610-IT4 Ethernet 1Gb 4-port BASE-T OCP3 Adapter for HPE	P79833-B21
Intel E810-XXVDA2 Ethernet 10/25Gb 2-port SFP28 Adapter for HPE	P08443-B21
Intel E810-XXVDA4 Ethernet 10/25Gb 4-port SFP28 Adapter for HPE	P08458-B21
Intel E810-CQDA2 Ethernet 100Gb 2-port QSFP28 Adapter for HPE	P21112-B21
Mellanox MCX631102AS-ADAT Ethernet 10/25Gb 2-port SFP28 Adapter for HPE	P42044-B21
Mellanox MCX623106AS-CDAT Ethernet 100Gb 2-port QSFP56 Adapter for HPE	P25960-B21

#### OCP 3.0 Network Adapters

Broadcom BCM57414 Ethernet 10/25Gb 2-port SFP28 OCP3 Adapter for HPE	P10115-B21
Broadcom BCM57504 Ethernet 10/25Gb 4-port SFP28 OCP3 Adapter for HPE	P26269-B21
Broadcom BCM5719 Ethernet 1Gb 4-port BASE-T OCP3 Adapter for HPE	P51181-B21
Broadcom BCM57412 Ethernet 10Gb 2-port SFP+ OCP3 Adapter for HPE	P26256-B21
Broadcom BCM57416 Ethernet 10Gb 2-port BASE-T OCP3 Adapter for HPE	P10097-B21

### Core Options

Broadcom BCM57608 Ethernet 100Gb 2-port QSFP112 OCP3 Adapter for HPE	P73114-B21
Intel E810-XXVDA2 Ethernet 10/25Gb 2-port SFP28 OCP3 Adapter for HPE	P10106-B21
Intel E810-XXVDA4 Ethernet 10/25Gb 4-port SFP28 OCP3 Adapter for HPE	P41614-B21
Intel E810-CQDA2 Ethernet 100Gb 2-port QSFP28 OCP3 Adapter for HPE	P22767-B21
Mellanox MCX631432AS-ADAI Ethernet 10/25Gb 2-port SFP28 OCP3 Adapter for HPE	P42041-B21

#### Notes:

- OCP Adapters do not consume PCIe slots.
- If Quantity 1 of this option is selected, then Quantity 1 of HPE DL380a Gen12 OCPB Cable Kit OR Quantity 2 of HPE DL380a Gen12 OCPA Cable Kit must be selected.
- If Quantity 2 of this option is selected, then Quantity 1 of Quantity 1 of HPE DL380a Gen12 OCPB Cable Kit AND Quantity 2 of HPE DL380a Gen12 OCPA Cable Kit must be selected.
- Cannot be selected if 4NVMe Direct attach cable is selected.

### HPE InfiniBand

HPE InfiniBand NDR200/Ethernet 200Gb 1-port OSFP PCIe5 x16 MCX75310AAS-HEAT Generic Adapter	P45642-H23
HPE InfiniBand NDR/Ethernet 400Gb 1-port OSFP PCIe5 x16 MCX75310AAS-NEAT Generic Adapter	P45641-H24
HPE InfiniBand NDR/Ethernet 400Gb 1-port QSFP112 PCIe5 x16 MCX715105AS-WEAT Adapter	S5R60A
HPE Omni-Path	
HPE InfiniBand XDR/Ethernet 2x400GbE 1-port OSFP PCIe6 x16 HHHL CX8 Crypto Adapter	P79114-H21
HPE InfiniBand XDR400/Ethernet 400GbE 2-port QSFP112 PCIe6 x16 HHHL CX8 Crypto Adapter	P79115-H21
HPE InfiniBand XDR PCIe Gen6 x16 Multi Host/Socket Direct Auxiliary Card with 250mm MCIO Cable Kit	P81264-H21
HPE 100Gb 1-port OP101 QSFP28 x16 PCIe Gen3 with Intel Omni-Path Architecture Adapter	829335-B21

### Additional Options

Some options may not be integrated at the factory. To ensure only valid configurations are ordered, Hewlett Packard Enterprise recommends the use of an HPE approved configurator. Contact your local sales representative for additional information.

### HPE Storage Options

#### Emulex Fibre Channel HBAs

HPE SN1620E 32Gb 2p FC SecureHBA S4S01A

HPE SN1720E 64Gb 2p FC SecureHBA S4T09A

#### QLogic Fibre Channel HBAs

HPE SN1610Q 32Gb 1-port Fibre Channel Host Bus Adapter R2E08A

HPE SN1610Q 32Gb 2-port Fibre Channel Host Bus Adapter R2E09A

HPE SN1700Q 64Gb 1-port Fibre Channel Host Bus Adapter R7N86A

HPE SN1700Q 64Gb 2-port Fibre Channel Host Bus Adapter R7N87A

Notes: Can only be selected with HPE DL380a Gen12 8DW/16SW CTO Server (P76706-B21).

#### HPE iLO Common Password FIO Setting

HPE iLO Common Password FIO Setting P08040-B21

#### Notes:

– Replaces iLO default randomized password by an HPE defined common password. HPE highly recommends changing this password immediately after the initial onboarding process.

– Customers who want to choose their own custom iLO default password should use the HPE Factory Express Integration Services

#### HPE iLO Advanced

HPE iLO Advanced Electronic License with 1yr Support on iLO Licensed Features E6U59ABE

HPE iLO Advanced 1-server License with 1yr Support on iLO Licensed Features 512485-B21

HPE iLO Advanced AKA Tracking License with 1yr Support on iLO Licensed Features 512487-B21

HPE iLO Advanced Electronic License with 3yr Support on iLO Licensed Features E6U64ABE

HPE iLO Advanced 1-server License with 3yr Support on iLO Licensed Features BD505A

HPE iLO Advanced AKA Tracking License with 3yr Support on iLO Licensed Features BD507A

### HPE Converged Infrastructure Management Software

#### HPE OneView Advanced (with HPE iLO Advanced)

HPE OneView including 3yr 24x7 Support Track 1-server LTU E5Y36A

HPE OneView for ProLiant DL Server including 3yr 24x7 Support FIO Bundle Physical 1-server LTU E5Y43A

HPE OneView for ProLiant DL Server including 3yr 24x7 Support Bundle Track 1-server LTU E5Y44A

HPE OneView including 3yr 24x7 Support Flexible Quantity E-LTU E5Y35AAE

### Additional Options

HPE OneView Advanced (without HPE iLO Advanced)

HPE OneView w/o iLO including 3yr 24x7 Support 1-server FIO LTU

P8B31A

HPE OneView w/o iLO including 3yr 24x7 Support Track 1-server LTU

P8B25A

HPE OneView w/o iLO including 3yr 24x7 Support Flexible Quantity E-LTU

P8B26AAE

**Notes:** Licenses ship without media. The HPE OneView Media Kit can be ordered separately or can be [downloaded](#).

---

### HPE Security

HPE ProLiant Compute DL380a Gen12 4U Bezel Kit

P74911-B21

HPE ProLiant DL385 Gen11 Intrusion Cable Kit

P55713-B21

**Notes:** This provides a physical connection from the chassis board and hood and detects any physical intrusion into the chassis, providing security during the entire supply chain process of shipping, receiving, distribution, and operation.

---

### HPE Cable Options

HPE ProLiant Compute DL3X0 Gen12 SP MHS Serial Port Enablement Kit

P71432-B21

---

### HPE Racks

- Refer to the HPE Advanced Series Racks QuickSpecs for information on additional racks options and rack specifications. [HPE G2 Advanced Series Racks](#)
- Refer to the HPE Enterprise Series Racks QuickSpecs for information on additional racks options and rack specifications. [HPE G2 Enterprise Series Racks](#)

---

### HPE Power Distribution Units (PDUs)

- Refer to the [HPE Basic Power Distribution Units \(PDU\) QuickSpecs](#) for information on these products and their specifications.
- Refer to the [HPE Metered Power Distribution Units \(PDU\) QuickSpecs](#) for information on these products and their specifications. Refer to the [HPE Intelligent Power Distribution Unit \(PDU\) QuickSpecs](#) for information on these products and their specifications.

---

### HPE Uninterruptible Power Systems (UPS)

- To learn more, please visit the [HPE Uninterruptible Power Systems \(UPS\) web page](#).
- Refer to the [HPE Direct Flow Three Phase Uninterruptible Power System QuickSpecs](#) for information on these products and their specifications.
- Refer to the [HPE Line Interactive Single-Phase UPS QuickSpecs](#) for information on these products and their specifications.

---

### HPE Rack Options

Refer to the [HPE KVM Switches web page](#) for information on these products and their specifications.

### Additional Options

#### HPE Rail Kits

Ball bearing rail kits contain telescoping rails which allow for in-rack serviceability.

To assist in the installation of the server into the rack an optional installation tool is available by contacting your local services representative.

**Notes:**

- Hewlett Packard Enterprise recommends that a minimum of two people are required for all Rack Server installations. Please refer to your installation instructions for proper tools and number of people to use for any installation.
- HPE rail kits are designed to work with HPE racks in compliance with industry standard EIA-310-E. In the event a customer to purchase a third-party rack for use with an HPE rail kit, any such use is at customer's own risk. HPE makes no express or implied warranties with respect to such third-party racks and specifically disclaims any implied warranties of merchantability and fitness for a particular purpose. Furthermore, HPE has no obligation and assumes no liability for the materials, design, specifications, installation, safety, and compatibility of any such third-party racks with any rail kits, including HPE rail kits.

HPE ProLiant Compute DL380a Gen12 Ball Bearing Rail Kit P69770-B21

*Notes: This rail kit does not include the cable management arm (P28726-B21).*

HPE Apollo 4200 Gen10 Plus Cable Management Arm P28726-B21

### HPE Support Services

#### Installation & Start-up Services

HPE ProLiant DL/ML Install Service U4554E

HPE ProLiant DL/ML Startup Service U4555E

Tech Care Flex SKU Fixed SKU

HPE 3 Year Tech Care Essential DL380a Gen12 HW Service HU4A6A30C4W H47TXE

HPE 3 Year Tech Care Essential wDMR DL380a Gen12 HW Service HU4A7A30C4W H47TYE

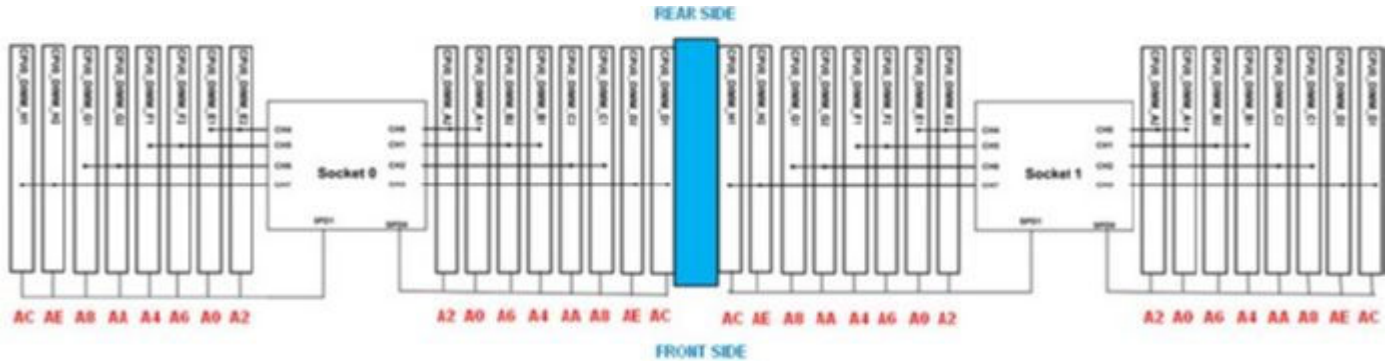
HPE 5 Year Tech Care Essential DL380a Gen12 HW Service HU4A6A50C4W H47WCE

HPE 5 Year Tech Care Essential wDMR DL380a Gen12 HW Service HU4A7A50C4W H47WDE

*Notes: For a full listing of support services available for this server, please visit <http://www.hpe.com/services>.*

### Memory

#### Memory Population guidelines



HPE ProLiant Compute DL380a Gen12

#### General Memory Population Rules and Guidelines:

- At least one DDR5 DIMM per socket is required. Only DDR5 DIMMs are allowed.
- To maximize performance, it is recommended to balance the total memory capacity between all installed processors.
- All DIMMs in a channel in across of Processor socket must have the same number of ranks (unless explicitly specified otherwise).
- A maximum of 8 logical ranks (ranks seen by the host) per channel is allowed.
- x8 DIMMs and x4 DIMMS cannot be mixed in the same channel or same processor socket
- Mixing of RDIMM types is not supported.
- All DDR5 DIMMs must be running the same speed per processor socket.
- The maximum memory speed is a function of the memory type, memory configuration, and processor model.
- The maximum memory capacity is a function of the number of DIMM slots on the platform, the largest DIMM capacity qualified on the platform, and the number and model of installed processors qualified on the platform.
- For details on the HPE Server Memory Options Population Rules, visit: <https://www.hpe.com/docs/server-memory>
- For additional information, refer to the [HPE DDR5 Smart Memory QuickSpecs](#).

### Technical Specifications

#### System Unit

##### Dimensions (Height x Width x Depth)

- Server  
17.47 x 44.78 x 80.26 cm  
6.88 x 17.63 x 31.60 in
- Package  
57 x 62.5 x 110 cm  
22.44 x 24.61 x 43.31 in

##### Weight (approximate)

- Server  
Minimum: 37.5 kg (82.7 lbs.)<sup>1</sup>  
Maximum: 62.5 kg (137.79 lbs.)<sup>2</sup>
- With Package:  
67.36 kg (148.51 lbs.)<sup>3</sup>

##### Notes:

- <sup>1</sup> CTO chassis with 1x drive cage, 4x double-wide GPUs, 2x processors and heatsinks, 24x DIMMs, 8x SSDs, 4x power supply risers, 4x PCIe cards, 2x OCP cards.
- <sup>2</sup> Max weight when front fan assembly is installed for 10DW configurations.
- <sup>3</sup> Server plus rail kit, CMA, power cords.

---

#### Input Requirements (per power supply)

- ##### Rated Line Voltage
- 200-240 VAC

---

#### BTU Rating

##### Maximum

- For 1500W Power Supply: 5560 BTU/hr. (at 200 VAC), 5539 BTU/hr. (at 220 VAC), 5531 BTU/hr. (at 240 VAC)
- For 2400W Power Supply: 8572 BTU/hr. (at 200 VAC), 8540 BTU/hr. (at 220 VAC), 8539 BTU/hr. (at 240 VAC)
- For 3200W Power Supply: 10577 BTU/hr. (at 200 VAC), 11713 BTU/hr. (at 220 VAC), 11699 BTU/hr. (at 240 VAC)

---

#### Relative Humidity (non-condensing)

- Operating  
8% to 90% - Relative humidity (Rh), 28°C maximum wet bulb temperature, non-condensing.
  - Non-operating  
5 to 95% relative humidity (Rh), 38.7°C (101.7°F) maximum wet bulb temperature, non-condensing.
-

### Technical Specifications

#### System Inlet Temperature

– Standard Operating Temperature

10° to 35°C (50° to 95°F) at sea level with an altitude derating of 1.0°C per every 305 m (1.8°F per every 1000 ft.) above sea level to a maximum of 3050 m (10,000 ft.), no direct sustained sunlight. Maximum rate of change is 20°C/hr. (36°F/hr.). The up and rate of change may be limited by the type and number of options installed.

System performance during standard operating support may be reduced if operating with a fan fault or above 30°C (86°F).

– Extended Ambient Operating Temperature

For approved hardware configurations, the supported system inlet range is extended to be: 5° to 10°C (41° to 50°F) and 35° to 40°C (95° to 104°F) at sea level with an altitude derating of 1.0°C per every 175 m (1.8°F per every 574 ft.) above 900 m (2953 ft.) to a maximum of 3050 m (10,000 ft.). The approved hardware configurations for this system are listed at the URL:

<https://www.hpe.com/support/ASHRAEGen12>

For approved hardware configurations, the supported system inlet range is extended to be: 40° to 45°C (104° to 113°F) at sea level with an altitude derating of 1.0°C per every 125 m (1.8°F per every 410 ft.) above 900 m (2953 ft.) to a maximum of 3050 m (10,000 ft.). The approved hardware configurations for this system are listed at the URL:

<https://www.hpe.com/support/ASHRAEGen12>

System performance may be reduced if operating in the extended ambient operating range or with a fan fault.

– Non-operating

-30° to 60°C (-22° to 140°F). Maximum rate of change is 20°C/hr. (36°F/hr.).

---

#### Altitude

– Operating

3050 m (10,000 ft.). This value may be limited by the type and number of options installed. Maximum allowable altitude change rate is 457 m/min (1500 ft./min).

– Non-operating

9144 m (30,000 ft.). Maximum allowable altitude change rate is 457 m/min (1500 ft./min).

---

#### Emissions Classification (EMC) - Regulatory Information

To view the regulatory information for your product, view the Safety and Compliance Information for Server, Storage, Power, Networking, and Rack Products, available at the Hewlett Packard Enterprise Support Center:

<http://www.hpe.com/support/Safety-Compliance-EnterpriseProducts>

---

#### Environment-friendly Products and Approach End-of-life Management and Recycling

Hewlett Packard Enterprise offers [end-of-life product return, trade-in, and recycling programs](#), in many geographic areas, for our products. Products returned to Hewlett Packard Enterprise will be recycled, recovered or disposed of in a responsible manner.

The EU WEEE directive (2002/95/EC) requires manufacturers to provide treatment information for each product type for use by treatment facilities. This information (product disassembly instructions) is posted on the Hewlett Packard Enterprise web site. These instructions may be used by recyclers and other WEEE treatment facilities as well as Hewlett Packard Enterprise OEM customers who integrate and re-sell Hewlett Packard Enterprise equipment.

### Summary of Changes

Date	Version History	Action	Description of Change
04-May-2026	<a href="#">Version 16</a>	Changed	Configuration Information and Core Options sections were updated.
		Added	HPE 2800W M-CRPS 277VAC Titanium Hot Plug Power Supply Kit, Mixed Use - NVMe - EDSFF - Solid State Drives, Read Intensive - NVMe - EDSFF - Solid State Drives, and HPE InfiniBand NDR/Ethernet 400Gb 1-port OSFP PCIe5 x16 MCX75310AAS-NEAT Generic Adapter SKUs.
06-Apr-2026	<a href="#">Version 15</a>	Changed	Standard Features and Configuration Information sections were updated.
		Added	Memory F21 rules. RDIMMs, HPE Solid State Drives (Mixed Use- NVMe - EDSFF - Solid State Drives. Read Intensive - NVMe - EDSFF - Solid State Drives, Read Intensive - NVMe - SFF - Solid State Drives, and Mixed Use - NVMe - SFF - Solid State Drives) SKUs.
		Removed	HPE M-CRPS obsolete SKU.
02-Mar-2026	<a href="#">Version 14</a>	Changed	Service and Support, Configuration Information and Core Options sections were updated.
		Added	Intel® Xeon® 6700-Series Processors with P Core (XCC) and Computational and Graphics Accelerators SKUs. Updated GreenLake statement.
		Removed	HPE InfiniBand obsolete SKUs.
02-Feb-2026	<a href="#">Version 13</a>	Changed	Core Options section was updated
		Added	HPE InfiniBand SKU.
		Removed	HPE InfiniBand obsolete SKUs.
05-Jan-2026	<a href="#">Version 12</a>	Changed	Configuration Information and Core Options sections were updated.
		Added	Intel® Xeon® 6700-Series Processors with P Core (XCC), HPE Cooling Options, and HPE InfiniBand SKUs.
		Removed	Read Intensive - NVMe - EDSFF - Solid State Drives
03-Nov-2025	<a href="#">Version 11</a>	Changed	Configuration Information section was updated.
		Added	GPU Table
02-Sep-2025	<a href="#">Version 10</a>	Changed	Standard Features and Configuration Information sections were updated.
		Added	HPE Boot Controller, HPE ProLiant Compute DL380a Gen12 GPU 16-pin FIO Cable Kit, HPE DL380a Gen12 Storage Cables, Mixed Use- NVMe - EDSFF - Solid State Drives, Read Intensive - NVMe - SFF - Solid State Drives and HPE InfiniBand SKUs.
04-Aug-2025	<a href="#">Version 9</a>	Changed	Configuration Information section was updated.
		Added	EU Lot9 rules were added. NVIDIA accelerator was added.
		Removed	HPE Insight sub-section.
07-Jul-2025	<a href="#">Version 8</a>	Changed	Configuration Information section was updated. Added: NVIDIA RTX PRO 6000 Blackwell Server Edition 96GB PCIe Accelerator for HPE SKU S6A73C
02-Jun-2025	<a href="#">Version 7</a>	Changed	Standard Features and Additional Options sections were updated. Added: Intel® Xeon® 6 Processor Family SKUs and rules, HPE Cooling Options and HPE I/O Expansion Options.

Date	Version History	Action	Description of Change
05-May-2025	<a href="#">Version 6</a>	Changed	Standard Features and Additional Options sections were updated. Added: Software as a Service Management Enablement SKU (COM), European Union ErP Lot 9 Regulation section to include Turkey and Ireland and Embedded Security sub-section.
03-Mar-2025	<a href="#">Version 5</a>	Changed	Overview, Standard Features, Core Options, Additional Options and Technical Specifications sections were updated.
03-Feb-2025	<a href="#">Version 4</a>	Changed	Standard Features, Configuration Information, Core Options,
06-Jan-2025	<a href="#">Version 3</a>	Changed	Standard Features, Optional Features and Core Options sections were updated.
02-Dec-2024	<a href="#">Version 2</a>	Changed	Configuration Information section was updated (Graphics Accelerators).
04-Nov-2024	<a href="#">Version 1</a>	New	New QuickSpecs

[Have feedback on QuickSpecs? We're listening](#)

### [Chat now](#)

© Copyright 2026 Hewlett Packard Enterprise Development LP. The information contained herein is subject to change without notice. The only warranties for Hewlett Packard Enterprise products and services are set forth in the express warranty statements accompanying such products and services. Nothing herein should be construed as constituting an additional warranty. Hewlett Packard Enterprise shall not be liable for technical or editorial errors or omissions contained herein.

Intel® and Xeon® are registered trademarks of Intel Corporation in the U.S. and other countries.  
Microsoft®, Windows®, and Windows Server® are U.S. registered trademarks of the Microsoft group of companies.

a00047453enw - 16263 - Worldwide - V16 - 04-May-2026  
HEWLETT PACKARD ENTERPRISE  
HPE.com

